

TUALATIN SHUTTLE

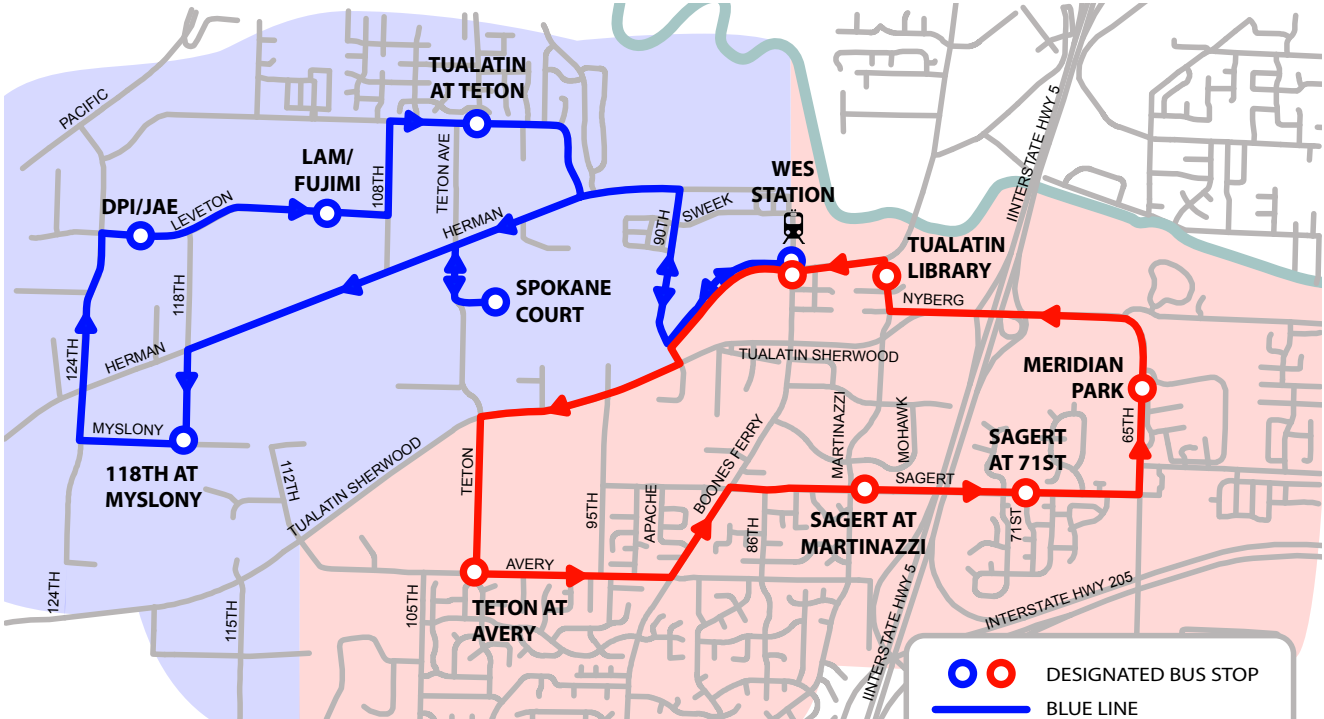
The Tualatin Shuttle is a free 'deviated, fixed-route' service linking WES Station to employment destinations in the Tualatin area. While specifically designed for transit-dependent employees, job-seekers, and low-income individuals, the service is open to the public.

FLAG STOPS

If you are along the route, and not near a designated stop, you can "flag" or simply wave to signal the bus driver to stop. Be sure to stand on the correct side of the road. Passengers may request on-route stops when boarding as well. Street and traffic conditions may make it unsafe for a driver to perform a flag stop where requested.

OFF-ROUTE STOPS / DEVIATIONS

We will deviate up to 1/2 mile off route to pick you up or drop you off for one leg of your trip (see shaded area on map). Off-route stop requests should be scheduled with our dispatcher at least one day in advance. Only one scheduled deviation (pick-up or drop-off) is allowed per loop, however, multiple passengers may use the same deviation.



- ● DESIGNATED BUS STOP
- BLUE LINE
- RED LINE

BLUE LINE SCHEDULE Monday-Friday

Southbound WES Arrival Time	Depart WES Station	Spokane Court	118th at Myslony	DPI/JAE	LAM/Fujimi	Tualatin at Teton	Arrive WES Station	Northbound WES Departs
---	5:35	5:42	5:45	5:48	5:49	5:51	5:56	6:01
6:15	6:16	6:23	6:26	6:29	6:30	6:32	6:37	
6:45	6:46	6:53	6:56	6:59	7:00	7:02	7:07	
7:15	7:16	7:23	7:26	7:29	7:30	7:32	7:37	
7:45	7:46	7:53	7:56	7:59	8:00	8:02	8:07	
8:15	8:27	8:34	8:37	8:40	8:41	8:43	8:48	
8:45	8:57	9:04	9:07	9:10	9:11	9:13	9:18	
9:15	9:27	9:34	9:37	9:40	9:41	9:43	9:48	
	3:03	3:10	3:13	3:16	3:17	3:19	3:24	3:38
	3:33	3:40	3:43	3:46	3:47	3:49	3:54	4:08
	4:03	4:10	4:13	4:16	4:17	4:19	4:24	4:38
	4:33	4:40	4:43	4:46	4:47	4:49	4:54	5:08
	5:03	5:10	5:13	5:16	5:17	5:19	5:24	5:38
	5:44	5:51	5:54	5:57	5:58	6:00	6:05	6:08
	6:14	6:21	6:24	6:27	6:28	6:30	6:35	6:38
	6:44	6:51	6:54	6:57	6:58	7:00	7:05	7:08

\$No Fare Required

PM times in **BOLD**

To schedule a deviation, call 503-226-0700 between 7:30am and 5:00pm Monday through Friday. Deviations are not reservations. If the shuttle reaches capacity, we will make every effort to accommodate you.

BIKE RACKS AND ACCESSIBILITY

All buses are accessible and equipped with bike racks and lifts.

SEVERE WEATHER

On days with severe weather such as ice or snow, Tualatin Shuttle schedules may follow snow routes or all service may be suspended until weather improves. If conditions warrant a closure or change in operations, information will be available on our website: www.rideconnection.org. You can also call 503-226-0700.

HOLIDAY CLOSURES

Service will not be available on: New Year's Day, Memorial Day, Independence Day, Labor Day, Thanksgiving Day, Christmas Day. If a listed holiday occurs on a Saturday, the observed holiday will be the Friday before. If the holiday occurs on a Sunday, the holiday will be observed on Monday.

CUSTOMER COMMENTS

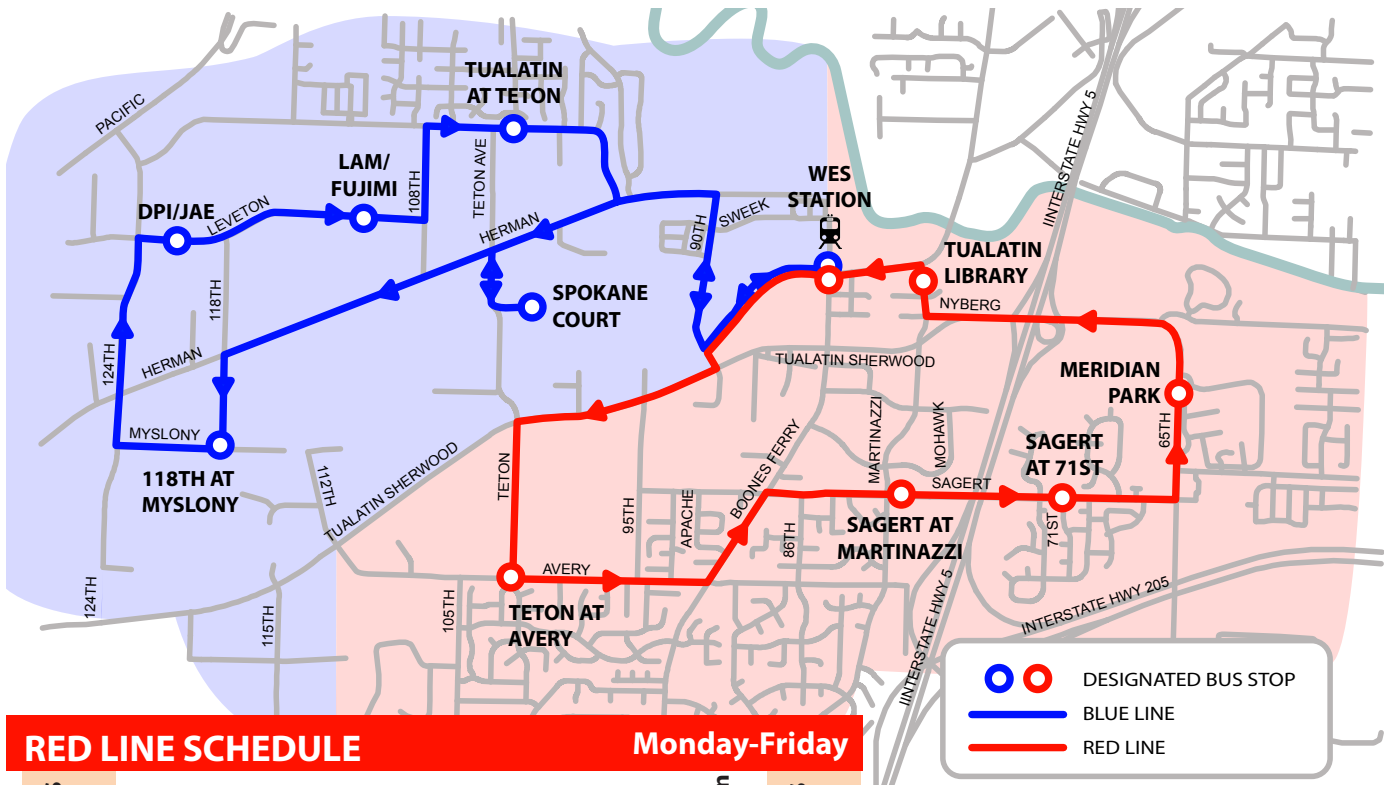
Your input is appreciated! Feel free to contact us: 503-226-0700 or info@rideconnection.org

WE RESPECT CIVIL RIGHTS.

For a copy of our policy, please call 503-528-1721
To request this brochure in an alternate format, please call 503-528-1721

TUALATIN SHUTTLE

Weekday Shuttle Service
Updated July 11, 2016




RED LINE SCHEDULE Monday-Friday

Southbound WES Arrival Time	Depart WES Station	Teton at Avery	Sagert at Martinazzi	Sagert at 71st	Meridian Park	Tualatin Library	Arrive WES Station	Northbound WES Departs
---	5:02	5:08	5:11	5:13	5:16	5:20	5:23	5:31
---	5:32	5:38	5:41	5:43	5:46	5:50	5:53	6:01
6:15	6:16	6:22	6:25	6:27	6:30	6:34	6:37	
6:45	6:46	6:52	6:55	6:57	7:00	7:04	7:07	
7:15	7:16	7:22	7:25	7:27	7:30	7:34	7:37	
7:45	7:46	7:52	7:55	7:57	8:00	8:04	8:07	
8:15	8:27	8:33	8:36	8:38	8:41	8:45	8:48	
8:45	8:57	9:03	9:06	9:08	9:11	9:15	9:18	
	3:03	3:09	3:12	3:14	3:17	3:21	3:24	3:38
	3:33	3:39	3:42	3:44	3:47	3:51	3:54	4:08
	4:03	4:09	4:12	4:14	4:17	4:21	4:24	4:38
	4:33	4:39	4:42	4:44	4:47	4:51	4:54	5:08
	5:03	5:09	5:12	5:14	5:17	5:21	5:24	5:38
	5:44	5:50	5:53	5:55	5:58	6:02	6:05	6:08
	6:14	6:20	6:23	6:25	6:28	6:32	6:35	6:38
	6:44	6:50	6:53	6:55	6:58	7:02	7:05	7:08

\$No Fare Required

PM times in **BOLD**

We do our best to stay on schedule, however, times may be changed by up to 5 minutes past the scheduled stop time to adjust for traffic conditions.



THE TUALATIN SHUTTLE

Is operated by:



9955 NE Glisan St.
Portland, OR 97220
rideconnection.org
503.226.0700 | TTY : 711