



Freedom



Caring



Reliability



Annual Report 2006

"To link accessible, responsive transportation with community needs"



HIGHLIGHTS

- ⇒ Ride Connection experienced a 16% increase in service
- ⇒ Clark County U-Ride's office was established, courtesy of an in-kind donation by the Arc of Clark County.
- ⇒ Served as a community partner in creating regional CHSTP
- ⇒ 202 network drivers met the safe driver incentive program criteria.
- ⇒ Ride Connection facilitated transportation forums in Lake Oswego, in cooperation with Clackamas County and Lake Oswego Adult Center.
- ⇒ New branding was created in-house to redesign our letterhead, business cards and brochures and create a uniform template for all our provider's brochures
- ⇒ Ride Connection took on the management of the East County U-Ride program and provided transportation services directly, rather than by subcontract, for the first time in its history.
- ⇒ The RideWise travel training program succeeded in training 89% of participants who entered the program to become independent travelers.
- ⇒ The Washington County U-Ride program was closely evaluated and the service was redesigned to reduce costs, improve efficiency, and allow for future growth.
- ⇒ 2,527 low income job seekers were assisted in group trainings about the use of public transportation through our WorkLink program. We exceeded our goals by 540%.

TRANSPORTATION

Throughout twenty years of service, Ride Connection has blended high quality ingredients to create a continuum of transportation services. Twenty years of experience, listening to consumers, service providers and supporters gives Ride Connection a successful recipe for transportation excellence.

Our essential transportation network is focused on the customer. We support service providers with training, compliance, safety and reporting standards. Our services are provided by caring volunteers and paid staff. Ride Connection provides critical coordination of transportation service. Trips to the community center, doctor appointment, shopping or to visit a family member, remind us of the importance of our customer's independence and mobility.

In this year's report, we will talk about our continued dedication to our customers and providers. Ride Connection provides a critical service to the community. We give transportation options that meet emerging needs. As our population of older adults and people with disabilities grows, our vision is strong: To create independence and community connections through the gift of mobility.



Elaine Wells
Executive Director

DONORS

"To link accessible, responsive transportation with community needs"

FRIEND (\$1 - \$499) cont.

Mary Kennedy
Helen Kenoyer
Bert Kile
Shayleah Labray
Suzanne Lady
Cindy Larvick
Karen Lee
Glenda Leshner
Heidi Levan
Juan and Gonzala Lira
Mary Loftin
Ann Lucero
Shannon Lundberg
Representative Steve March
Sara and Lewis McArthur
Jane McCarrel
Eleanor McDonald
Scott McDonough
Elizabeth McDowall
Patty McNally
Metro Regional Center
Sister Lavone Morisky
Marylee Morris
Chris Mugot
Multnomah County Oregon
NE Multnomah Co. Community
Association
Gareth Nevitt
Alida Nielsen
North Clackamas County Chamber
of Commerce
Northside Group
Northwest Pilot Project
Northwest Portland Ministries
Irene Oberg
Linda Ochs
Deborah Oester
Robert Okey
Dale Olsen
George O'Neill
Oregon Ballet Theatre
Oregon Dept. of Administrative
Services
Oregon Transportation Association
The Oregon Zoo
Janette Palmer
Peet's Coffee And Tea

Stephen & Dolores Petruzelli
Margaret Pool
Port City Development Center
Portland Area Bible College
Portland Baroque Orchestra
Portland Winterhawks
Claire and Darell Potter
Cora Potter
Michael & Julie Proksch
Nelda Radak
David & Mila Raphael
Fraser Rasmussen
Resource Revival
Harvey & Trudy Rice
Pamela Riebling
Evelyn Riggs
Donna Rogers
Rose Rummel-Eury
Carolyn Rundorff
Marzie Salarie
Salon du Beau
Nina Sausele
Alice Scannell
Mary Scheidt
Michele Schultz
William and Hazel Seffler
Settlemyers
Jann Shoals
Florence Shuman
The Skin and Figure Clinic
Betty Smith
Spirit Mountain Casino
Kimberly & Jesse Stanchfield
Kari Stanley
Ardis Stevenson
Jerrie Sundermeier
Jennifer Sundsted
Linda & Sam Talluto
The Heathman Lodge
Ron & Donna Thompson
Emma Tingley
Susan Tingley
Lois Tobin
Patricia & Herbert Trachsel
TriMet
Susan Triplett
Tsuru & Richard Tuenge
MaryLee Turner
Robert Ueland
Melodie Van Doren
Ans Van Gent

Rosy Vu
Ed Wakeman
Donna Ward
Terry Watson
Julie & Dennis Wehling
Mr. & Mrs. Weidkamp
Sharon Welch
Diane Wells
Julie Wilcke
Valerie Williams-Hurwitz
Solomon Wolf
Nancy Wolske
Park & Martha Woodworth
Abigail Wyman
Gloria Yan

IN HONOR OF...

Sharon Allen
Rick Allen
Catharine Connaghan
Patty McNally
Bob Ueland
Robert King
Elaine Wells
Mary Ann Watson

IN MEMORY OF...

Antonio Felipe
Amparo Felipe-Asuncion
Mary Hawke
Julie Proksch
Josephine Head
Susan Tingley
Helen Wahl
Jim Loftin
Mary Loftin
Sue Longaker
Julie Proksch
Carolyn Rundorff
Elaine Wells
Theresa McDonough
Scott McDonough
Chris Wehling
Julie Wehling
Margaret Yarrow
Douglas Yarrow

DONORS

Thank you for your support! We are deeply grateful to the many individuals, businesses and foundations that support Ride Connection. Your generosity and support are critical in helping our mission *to link responsive accessible transportation with community needs*. In this issue, we are pleased to recognize all cash gifts received between July 1, 2005 and June 30, 2006. We kindly request you notify us of any corrections to this list by calling us at 503.528.1721.

PATRON (\$5,000 and above)

American Cancer Society
Community Foundation for
Southwest Washington
Fred Meyer

Executive Circle (\$2,500-\$4,999)

Bible Students Retirement Centers
Legacy Mt. Hood Medical Center
Providence ElderPlace
Wells Fargo Foundation

STEWARD (\$1,000 - \$2,499)

Ken Nitta
Oregon Community Foundation
Willamette Dental Mgmt Corp

SUPPORT (\$500 - \$999)

American Red Cross
Bernie Bottomly
Leslie & Richard Clark
Roy Jay
Legacy Health Systems
Schetky NW Sales, Inc.
Louis Simpson
Sterling Savings Bank
Mary Ann & Jay Watson
Elaine Wells
Wells Fargo Bank Northwest, N.A.
Western Bus Sales, Inc.

FRIEND (\$1 - \$499)

Lois Akerson
Jean Ameele
Joan Anderson

Warren & Gladys Anderson
Archdiocese of Portland in Oregon
Alice & Richard Atherton
Kristin Atkinson
Mable Baeckel
Bank Of Clark County
Sheila Baraga
Basket Of Joy & More
Beaver Creek Cooperative
Telephone Company
Bemis Company, Inc.
Denise Bennett
Justin & Ann Berlureau
Mary Birdsall
Carolyn Birk
Ann Blaker
Bob's Red Mill
Susan Boyd
Stephanie Bradley
Dave Breneman
Mary Brentano
Vivian & Donald Brink
Patty Brost
Martin & Anne Butler
Barbara Butzer
Jan Campbell
Carman Oaks
Jeanne Carnini
Cascade Benefits Group, Inc.
Louise Chianello
W. Yuen Chin
Clackamas Transportation
Consortium
Thomas Clancy
Tina Clark
Fern Cohen
Sherrin Coleman
The Container Store
Maxine Crookham
C-Tran
Greg Danielson
Sherry & Richard Davis
Sister Mary Dernovek
Suzanna Dessauer
Edwin Dey

The Disability Art & Culture
Project
Irmgard Domgorgen
Cheri Donnelly
DoubleTree Hotel
Edwards Center, Inc.
Emmett Koelsch Coaches, Inc.
Mabel Eng
Doris English
Bessie Epperson
Patty Fink
Flex Car
Clara Fuiten
Anne & Russell Gant
Leslie Garth
Shana Garvey
Scott Gates
Dr. Algie Gatewood
Joyce Gimbel
Girl Scouts Of Columbia River
Council
Virginia Gochenour
Patrice Goodman
Bonny Groshong
Barbara & Armando Gutierrez
Helen Hancock
Renita & Kent Hansen
Heffernan Insurance Brokers
Joan Heinemann
Pamela Heman
Winifred Heuschkel
Diane Horecki
Crystal Huber
Estle Hummels
Mayor Tom Hughes
Florence Itaya & William Braun
IZZBE Beverage Company
Fran Jensen
Richard & Dorothy Jones
Gretchen Jordan
Steve & Marie Kautz
Evelyn & Larry Keller
Norma & Gene Kelly-Woolen
Karen Kelsall
Julie Kennedy & Dan Theda

MOBILITY

"To link accessible, responsive transportation with community needs"

Ride Connection offers people a range of transportation options, focused on individual trip needs. We have developed a continuum of transportation choices to meet each person's transportation needs. Our service providers offer essential transportation services in Multnomah, Clackamas, Washington, and Clark Counties.

Ride Connection's community of service is strongly woven together. In urban, suburban and rural settings, we provide accessible, responsive transportation. Our extensive network of support includes:

- ⇒ Our customers, their family and friends
- ⇒ Service providers
- ⇒ Drivers, paid and volunteer
- ⇒ Ride Connection staff
- ⇒ Ride Connection Board of Directors
- ⇒ Funders
- ⇒ Ride Connection volunteers
- ⇒ Ride Connection committee members
- ⇒ Community Partners

Ride Connection network rides totaled 358,700 this year. A fleet of 86 vehicles support our network, as well as volunteer owned vehicles. Our service providers keep our transportation network thriving by offering transportation excellence and creating innovative programs with us.

Special points of interest:

- * Volunteers contributed 65,201 hours this year
- * Our network has a total of 607 drivers, over 60% of which are volunteer
- * A new downtown senior shuttle was started by Ride Connection in partnership with Northwest Portland Ministries
- * A new, exciting volunteer driver recruitment effort began with AARP Oregon
- * A total of 526 drivers, transportation coordinators and staff received training through our Training Department
- * Ride Connection's website received an average of 409 visits per month



www.rideconnection.org

CUSTOMERS

"To link accessible, responsive transportation with community needs"



Ride Connection coordinates a continuum of quality transportation services for older adults and people with disabilities through a network of over 30 providers in four counties in and around Portland, Oregon. Ride Connection is the center of the wheel that moves throughout our communities, offering essential transportation in a coordinated, collaborative, stable and reliable manner, keeping older adults and people with disabilities independent and mobile.

A very committed driver, with a smile for everyone, picks up his first rider. She is going to cancer treatment. Next, two people join the group, headed to their therapy swim sessions. Four folks wait in front of an apartment complex. Their destination is the Senior Center, where they'll have a meal with friends who speak their language. Ride Connection's continuum of services gives our customers choices in transportation service.

We'd like to share with you a few quotes from our riders about Ride Connection and our providers that highlight what our services mean to people in the community:

It means that twice a week I get out to socialize & I also use this service for a medical appointment every few weeks. No stress in looking for transportation. I really appreciate this service. - Dorothy

The drivers I have met during my time using your service have all proven to be most kind, helpful, courteous, and excellent drivers - finding space for all the groceries on the return trip - taking time to help each of us securing the seatbelts, never hurrying us. - Janet

It is invaluable to cover my transportation for medical needs. - Libbie

It means regular shopping, both food and other. It means being assured of keeping Dr. and dentist appointments.—Abigail

A safe way to freedom - working and sharing at the Senior Center which I truly enjoy. - Roger

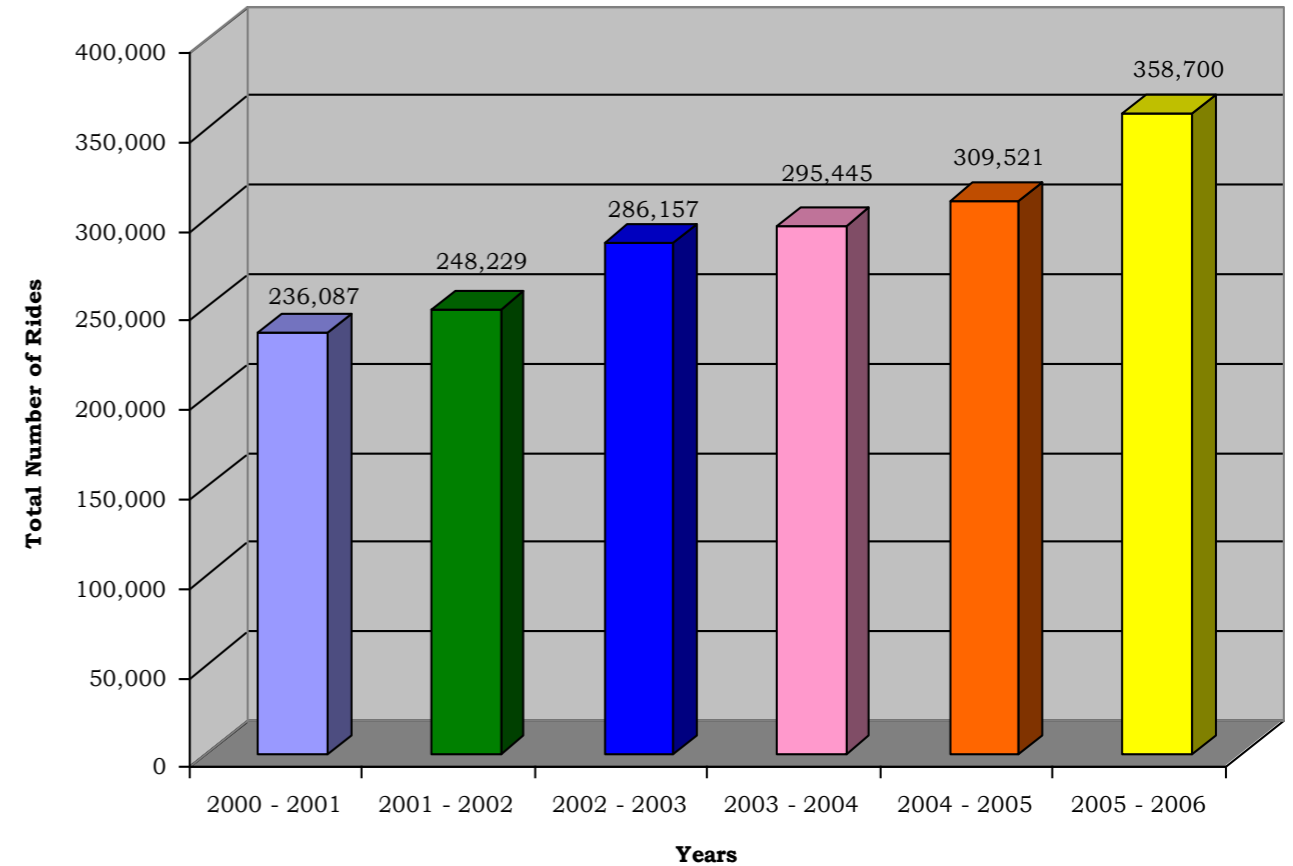
Freedom, independence, safety, confidence. - Bill

A needed friend at the end of my phone; a safety net for my heart and soul. - Dorothy

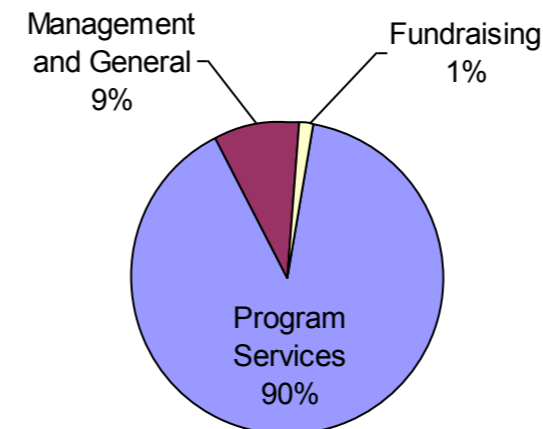
FINANCIAL

"Linking accessible, responsive transportation with community need"

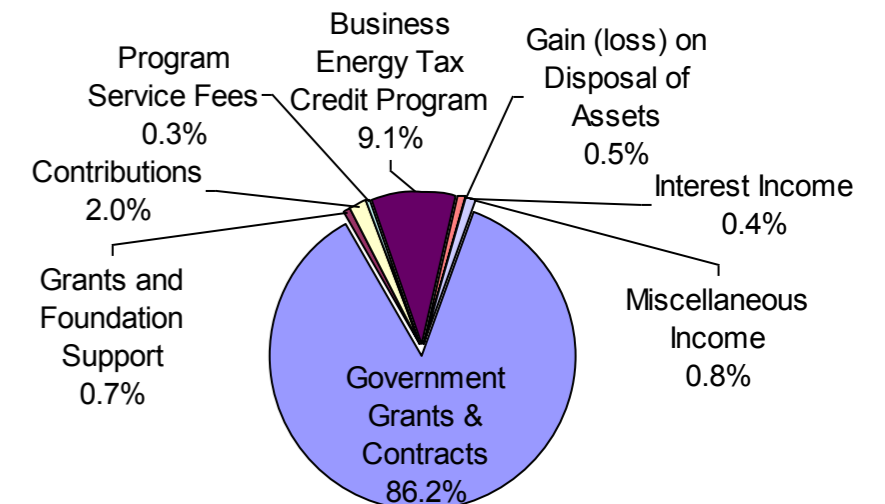
Ridership



**RIDE CONNECTION, INC.
DISTRIBUTION OF EXPENSES
FOR THE 12 MONTHS ENDED JUNE 30, 2006**



**RIDE CONNECTION, INC.
SOURCE OF REVENUE AND SUPPORT
FOR THE 12 MONTHS ENDED JUNE 30, 2006**



FINANCIAL

ASSETS			REVENUE & SUPPORT		
	2006	2005		2006	2005
Cash & Cash equivalents	\$ 416,876	\$1,684,737	Government grants & contracts	\$2,791,207	\$4,158,964
Grants & contracts receivable	\$ 665,874	\$ 288,387	Grants & foundation support	\$ 22,500	\$ 14,480
Prepaid Expenses	\$ 61,881	\$ 343,452	Contributions	\$ 63,832	\$ 87,210
Lease Deposit	\$ 4,621	\$ 4,621	Program service fees	\$ 11,159	\$ 2,715
Property & equipment	\$1,937,800	\$1,907,564	Business Energy Tax Credit Program	\$ 295,441	\$ 0
Total Assets	\$3,087,052	\$4,228,761	Gain (loss) on disposal of assets	\$ 15,885	\$ 3,412
LIABILITIES & NET ASSETS			Interest income	\$ 11,981	\$ 8,136
	2006	2005	In-Kind Contributions	\$ 23,823	\$ 0
Accounts Payable	\$ 406,343	\$ 582,213	Special Events	\$ 1,873	\$ 2,094
Credit Cards Payable	\$ 29,578	\$ 0	Total Revenue & Support	\$3,237,701	\$4,277,011
Accrued Vacation	\$ 39,618	\$ 42,491	EXPENSES		
Total Liabilities	\$ 475,539	\$ 624,704		2006	
Net Assets			2005		
Unrestricted			Program Services	\$3,793,431	
* Available for operations	\$ 1,877	\$ 346,402	\$3,459,713		
* Property & equipment	\$ 192,504	\$ 152,569	Management & General	\$ 373,980	\$ 378,376
Temporarily Restricted	\$2,417,132	\$3,105,086	Fundraising	\$ 62,834	\$ 52,004
Total Net Assets	\$2,611,513	\$3,604,057	Total Expenses	\$4,230,245	
Total Liabilities & Net Assets	\$3,087,052	\$4,228,761	\$3,890,093		
			Increase in net assets	\$ (992,544)	\$ 386,918

See Notes to financial statements

NEEDS

Ride Connection continues to respond to community needs. Our continuum of service is a response to the changing needs of our customers and providers. In Clark County, "Coffee and Conversation" meetings helped determine transportation needs for older adults and people with disabilities living in Clark County. Stakeholder meetings in Washington County gave invaluable information to our Service staff.

The RideWise program became a resource in the community for agency professionals as well as individuals. Partnerships were built with school districts, transition programs, brokerages, vocational rehabilitation centers, sheltered work shops, community health programs, universities, supportive employment organizations and community agencies providing services for individuals with disabilities.

Ride Connection and Northwest Portland Ministries began its downtown Senior Shuttle this year. A shuttle preview day and visit with building managers along the route helped insure that potential riders were aware of the service.

Our philosophy is customer-centered. We offer support to our customers in many ways. Service provider meetings and Our Safe Driver Incentive Program are an integral part of our work. They keep us focused on our mission and our customer.



Ride Connection's providers give the gift of mobility in our communities!

- ✦ African-American Chamber of Commerce
- ✦ American Red Cross, Oregon Trail Chapter
- ✦ Canby Adult Center
- ✦ Catholic Community Services
- ✦ Clackamas County Community Health
- ✦ Clackamas County Social Services
- ✦ David's Harp
- ✦ East County U-Ride
- ✦ Edwards Center
- ✦ Estacada Community Center
- ✦ Gladstone Senior Center
- ✦ Hoodland Senior Center
- ✦ Lake Oswego Adult Community Center
- ✦ LifeWorks NW
- ✦ Metro West
- ✦ Milwaukie Center
- ✦ Molalla Adult Community Center
- ✦ Neighborhood House
- ✦ Northwest Pilot Project
- ✦ Northwest Portland Ministries
- ✦ Pacificab
- ✦ Pioneer Community Center
- ✦ Port City Development corp?
- ✦ Portland Impact
- ✦ Project Linkage, MFS
- ✦ Providence ElderPlace
- ✦ Sandy Senior & Community Center
- ✦ Transportation Reaching People (TRP)
- ✦ Urban League
- ✦ Wapato Shores
- ✦ Washington County U-Ride

Thank you for your support!

CONNECTIONS

"To link accessible, responsive transportation with community needs"

Ride Connection is responsive to customer and community needs. To connect with the people who need our help, Ride Connection actively collaborates with community groups, local government, and faith communities. Through our work with local jurisdictions, chambers of commerce, One Stop programs, and local employment offices, Ride Connection assesses community transportation needs and coordinates services in local communities and works collaboratively to provide transportation.

We coordinate valuable, quality transportation services with a network of over 30 providers. Our service representatives and our partner agencies schedule over 358,700 rides for more than 11,000 individuals. All of our services are provided by caring volunteers and paid staff who receive extensive training. As more older drivers discontinue driving, and as people with disabilities continue to require service, Ride Connection provides critical coordination of transportation service.

We would like to acknowledge some of the recent additions to our network of support:



- ⇒ AARP Oregon
- ⇒ Arc of Clark County
- ⇒ The communities of Banks, North Plains and Gaston
- ⇒ Opening Doors, Presbytery of the Cascades

We are weaving a network of support through our community connections. Transportation is important to everyone, and we rely on the strength of our supporters to continue to develop important transportation services.

COMMITTEES

"To link accessible, responsive transportation with community needs"

Ride Connection Board

Bob Ueland, *Board President*
Leslie Clark, *Vice President*
Rosy Vu, *Treasurer*
Patty Brost, *Secretary*
Patrice Goodman
Lynn Jolley
Dick Jones
Julie Kennedy
Hank Miggins
Ken Nitta
Bobbie Nunn
Carolyn Rundorff
Andy Szolnoki
Ron Thompson

Honorary Members

Michael Ford
Steve Kautz
Claire Potter
Grady Tarbutton

Program & Provider Services Committee

Dick Jones, *Chair*
Patty Brost
Scott Gates, MFS
Patrice Goodman
Miranda Lopez
D'Norgia Price
Andy Szolnoki
Julie Wehling
Terry Watson

Executive Committee

Bob Ueland, *Chair*
Leslie Clark, *Vice Chair*
Rosy Vu, *Treasurer*
Patty Brost, *Secretary*
Joan Heinemann
Elaine Wells

Fund Development

Jennifer Flickinger, *Chair*
Bernie Bottomly
Sr. Mary Dernovek, *Facilitator*,
Solution for Non-profits
Susan Tingley
Rosy Vu

Clark County Committee

Ken Nitta, *Chair*
Kristen Atkinson, American Cancer Society
Gail Bauhs
Bobbie Casanova, RSVP
Walt Gordon
Penny Grellier, Catholic Community Services
Paula Landers, Catholic Community Services
Miranda Lopez
Sue Warila, Catholic Community Services
Jennifer Sundsted
Susan Tingley
Julie Wehling